

Acrostic

To write an acrostic poem you choose a word (try starting with your name) and write it vertically, then create your poem line by line. It can be as simple or complicated as you like! Some examples:

Poems can be lengthy or short
as stubble.

Jot down ideas, from beauty to
rubble.

Over the years, you will find it
gets better.

Just what is a poem, if not words
made of letters?

Even them out, when you read
with your ear.

Smooth out the lump words to
make your poem clear.

Memories, images, blend as a
stew.

You'll make for yourself a
magnificent brew.

Savour the poem, and please
polish with care.

When you're all done, it's a great
thing to share.



Acrostics are poems that begin
with a title.

The use of each letter in the
word is so vital.

Challenging writers to work at
their best

Still, poems should be fun, more
a pleasure than test.

Rise to the challenge. Add an
image or two;

A cackling bird or a boat gliding
through.

Ordinary words can be startling
and crisp.

Like red-yellow lightening or will-
o'-the-wisp.

Start out each line with the title-
name's letter.

Rhyme the next line and the
poem's even better.

Triteness is boring, so try to dig
deep.

You don't want your reader to
nod off and sleep.

Inside are the answers to all of
your questions,

So sit down with paper and ask
yourself questions.

Crazy acrostics are one way to
start.

Writing good poems is both fun -
- and an art!

Now try writing an acrostic poem of your own.

Alphabetical Order

Put each line of words into alphabetical order. Look at the **first** letter.

1. dog you bean animal lion
2. just grab kneel cat east
3. hay out island queen farm

Look at the **second** letter this time and put each line into alphabetical order.

1. plank press panic punch perch
2. clever crisp centre candle cheat
3. grape geese guilty garden goose

Look at the **third** letter this time and put each line into alphabetical order.


1. decide demand deadly defeat debt
2. harmful habit has hatch hamster
3. prune prepare produce price prank

Now use a dictionary to look up the meaning of any unfamiliar words.

read•ing mat•ters


Tongue Twisters

Try saying these tongue twisters out loud several times quickly. Why is it difficult?



I saw a saw that could out saw any other saw
I ever saw

Red lorry, yellow lorry, red lorry, yellow lorry




A big bug bit the little beetle, but the little
beetle bit the big bug back

Bubble bobble, bubble bobble, bubble bobble




If two witches were watching two watches,
which witch would watch which watch?

Six slippery snails, slid slowly seaward



How much wood could a wood chuck chuck if a
wood chuck could chuck wood?

She sells sea shells on the sea shore



Penny's pretty pink piggy bank

read•ing mat•ters

And and Then

Read the following text aloud.

It's all one sentence with lots of 'and's and 'then's.

Now change some of these to another word (such as when, but, so, etc.) so that the text sounds more interesting. Put in some full stops to make new sentences, and add commas and speech marks and other punctuation where needed.

Remember to use capital letters where needed.

nicola's heart was thumping and she saw then that it was a woman's shadow crawling closer and closer and closer then nicola wanted to run but she was glued to the spot and couldn't move closer and closer the shadow came it was almost at her feet and nicola didn't want to see it she tried to close her eyes then something made her look and the shadow raised its head and looked up at Nicola and it had no face there was no face and then Nicola started to scream and scream and scream go away

Re-read the text aloud. Does it sound better and mean more?

Cloze exercise

Read the passage and fill in the blanks with your choice of a suitable word. Re-read and check that it makes sense.

Many people love fur coats _____ they don't think of where the fur comes from. Even when there are laws which _____ the killing of wild animals, many animals are still being _____ for their skins.

Today there are many people who feel upset at the _____ of wild animals to _____ coats and other goods. There are many ways to keep us warm, so why must we kill animals for just this _____?

We can use plastic, canvas and other man-made materials to _____ bags and shoes. We don't _____ real animal skins at all. If we choose not to buy products _____ from animal skins then these animals need not be killed for this purpose.

In 1908, the Queen of England _____ that she didn't want any of her subjects to _____ their hats with feathers. Soon women all over the world stopped wearing hats with feathers. Since the _____ of feathers stopped so did the killing of birds.

Discussion point: What do you think about this?

Further activity: Why don't you try making a cloze exercise?

Yes, I Ate His Homework




Yes, I ate his homework.
You think I'm a liar!
So kind of you, teacher,
to come and inquire.
It's just that when hungry,
despite what you think,
there's nothing more tasty
than paper and ink,
unless it's some slippers
or brand-new soft shoes,
or maybe a bag
of tasty dog chews.
I ate all the homework
and part of the couch.
There's so much to eat
and I'm hardly a slouch.
So that is my story.
I'll swear that it's true.
Excuse me for now,
I have text books to chew.

My Sister's Room

I have plans for my sister's room
Which I've renamed the den of doom,
While she is gone for three days (three!)
With plans to have more fun than me.
There's ice cream for her pillowcase
(Nice and sticky for her face).
Rubber spiders for her sheets,
(A nice and soothing bed-time treat.)
I'll read her journal — glue it shut,
And tell my mum it's filled with smut.
I'll stuff her shoes with pistachios,
Her posters I'll mustachio.
Give me time, I'll think of more.
What's that? My sister locked her door!?!
I'm so angry I could bust.
It's sad when sisters don't have trust.



Both poems by Denise Rodgers



George rang his Grandparents' doorbell, wishing that the next four hours would go by quickly. He didn't want to give up his Saturday afternoon at his Grandparents' house where there were no kids in the neighbourhood.

"You're right on time," Grandma Bethany said, opening the door. "There's tea and cake in the dining room." Cake? At least the first ten minutes would go by quickly.

George hung his coat on the rack by the door and saw a strange looking key hanging on a hook. "Grandad Bill, what's this funny key for?"

Grandad Bill whispered so no one else could hear. "That's a skeleton key. It opens the best room in this house, it's the room I go to when your grandmother tries to make me help with the washing up."

"What's so special about the room?" George asked.

"It's a games room," Grandad Bill said. "Take the key and see if you can find the room by the time I finish my tea."

George grabbed the key and stared at it. "A skeleton key? It looks old."

George decided the oldest things in the house were probably upstairs in the attic. He headed past the dining room and to the stairs. Grandad Bill sipped his tea and shook his head. George knew that meant he was going the wrong way so he headed back to the front door where he'd found the key. He thought again about the oldest part of a house. "The basement! It's the first part that's built."

George rushed to the door and looked at the lock. It was different from a normal lock. He slid the key inside and turned it. With a click, the door opened.

George switched on the light and walked down the stairs. The basement was one giant room with a pool table in the middle and a dartboard on the far wall.

"Awesome!" George said.

"Ever learn to play pool?" Grandad Bill asked, coming down the stairs.

"No," George said.

"Well then, grab a cue from the rack and I'll teach you."

George smiled. The next four hours were going to fly by.

The Skeleton Key exercise

Choose the best meaning for the underlined word in each sentence.

1. George and his grandfather played a game of **pool**.
 - a. a hole in the ground filled with water
 - b. a game where a large ball is shot into a goal
 - c. a game where a stick is used to shoot balls across a table

2. Grandad Bill grabbed a **cue** from the rack.
 - a. a ball used to play pool
 - b. a stick used to play pool
 - c. a storage container for pool equipment

3. George noticed a **dartboard** on the wall in Grandad Bill's games room.
 - a. a square box where darts are kept
 - b. a piece of wood use to keep score while playing darts
 - c. a target made of cork that is used in a game of darts

What is the setting of this story? (when and where does the story takes place?)

2. Why didn't George want to visit his Grandparents' house at the beginning of the story?

3. Grandad Bill told George that the skeleton key opened.....?

- a. a trunk with secrets
- b. the basement door
- c. the attic door
- d. a games room

4. Why did George think the key would open the attic door?

Revolting Recipe!

Slimy Sandwiches

This quick recipe feeds 3 hungry witches and makes a tasty midday snack!

You will need the following ingredients:

- 500mls of sour milk • 50g of dandruff
- 1 handful of horse hair • 2 pairs of rats' eyeballs
- 2 slices of stale mouldy bread • 250g of sugar
- A teaspoon of bat's blood • 13g of crushed toe nail clippings

You will need the following equipment:

- A set of weighing scales • A teaspoon • A large cauldron
- A wooden mixing spoon • A small serving plate • A small knife

Method:

1. Gather all your equipment and ingredients together. Remember to wash your hands before you start preparing and cooking.

2. Firstly, make sure you have the correct quantities of all the ingredients in advance. You will need to weigh the dandruff, sugar and toe nail clippings carefully.

3. Begin by putting the sour milk and the dandruff into the cauldron. Use a wooden spoon to gently mix these ingredients together.



4. Next, add the horse hair to the mixture and stir thoroughly for 3 minutes. (There should be no lumps present in the mixture).

5. Gently place the rats' eyeballs into the cauldron, one at a time. These will add texture and flavour to your sandwich filling.

6. After that, add the sugar into the mixture to sweeten it. Stir slowly until the mixture becomes a thick paste. You are nearly ready to serve!

7. Lastly, place the 2 slices of stale mouldy bread on a small serving plate. Use a small knife to spread the mixture between the slices.

Yum...Enjoy!



Chef's Tip: For extra flavour smother your sandwich in bat's blood, add a sprinkle of crushed toe nail clippings and serve chilled.

Revolting Recipe Questions:

1. What does the recipe make?
2. How many witches does the recipe feed? Do you think there will be enough?
3. How many grams of dandruff are required to make the slimy sandwiches?
4. What quantity of bat's blood does the recipe require?
5. What are we advised to do before we start preparing and cooking the slimy sandwiches?
6. What equipment do we have to use to mix and stir the mixture?
7. What does the chef recommend that we do to enhance the flavour of the sandwiches?
8. Circle the usual correct spelling:

sandwitch

sandwich